

BMW Motorrad

bmw-motorrad.com



The Ultimate
Riding Machine



URBAN MOBILITY

MODERN MOVEMENT

C 600 SPORT

C 650 GT

C EVOLUTION



STANDARD ON
ALL MODELS.

URBAN MOBILITY

THE FUTURE OF OUR CITIES.

The city is a living, breathing organism. Constantly in a state of flux, it never stops moving. This presents a challenge for transportation in the 21st century. A challenge for which BMW Motorrad has found three excellent answers: two petrol-driven bikes, the C 600 Sport and the C 650 GT, and the first electric maxi-scooter from BMW Motorrad: the C evolution. An electrifying concept in every respect.

All three models combine the powerful and dynamic riding qualities of a motorcycle with the agility and comfort of a scooter, offering an unmatched riding experience. They cut a dash through the urban jungle, offering comfort and control at all times, negotiating short commutes, parking

manoeuvres and longer trips across town with ease. You won't just keep pace with the hustle and bustle of the big city – you'll enjoy every moment.

WELCOME TO MODERN MOVEMENT!



REINTERPRET – THE TALK OF THE TOWN.

Meet the maxi-scooter. It's a scooter-motorcycle hybrid, and the city never saw it coming. The C 600 Sport combines classic BMW characteristics such as power, speed and superb quality to make riding in the urban environment even more appealing.

It's a real athlete, offering more responsive handling and outstanding manoeuvrability. Its striking design houses a water-cooled, in-line two-cylinder engine that delivers an output of 60 hp (44 kW) at 7,500 rpm. The 647-cc unit offers maximum torque of 66 Nm at 6,000 rpm, and can easily keep up with the top players in its class.

Last but not least, the C 600 Sport is packed with cutting-edge features for cruising through busy city streets. Once you've had a go, you'll be hooked.

To find out more, visit bmw-motorrad.com



The easy-to-navigate cockpit is reminiscent of those found on earlier models, and features a high-quality instrument cluster with round speedometer, warning lights and LC display.

The windshield, which has three manual settings, provides excellent protection against wind and rain. A smaller sports windshield* is also available as an option (clear or tinted).

Fairing panels in contrasting colours create a compact, coherent design style.



An Akrapovič sports silencer* can be fitted as an option.

The characteristic BMW split-face design. Both headlights are positioned symmetrically and can also be fitted with an LED daytime running light*.

The visible spring strut emphasizes the athletic nature of the C 600 Sport.

The classic BMW rear suspension single-sided swing-arm is a striking design feature.

Slim, dynamic-looking rear section

High-quality stainless steel inserts in the footrests ensure the maxi-scooter stands out even more.

JUST ONE LOOK AND YOU KNOW ...

... the C 600 Sport is part of the BMW Motorrad family. The maxi-scooter puts a completely fresh spin on this vehicle category and raises the bar with its modern, stylish design.

EXCEPTIONAL – AND IT SHOWS.



Something to brag about: this special-edition maxi scooter boasts an exclusive paint finish and a red spring strut that are sure to catch the eye on the streets.

If the roar of an engine is music to your ears, this maxi-scooter offers the extra kick you might be looking for. With the BMW Motorrad C 600 Sport Special Edition, you'll practically be a part of the BMW Motorsport team.



A sportier ride deserves a sportier seat. The sport seat comes in two versions: heated and unheated.



The Akrapovič silencer generates an incredible sound and is a sight for sore eyes to boot. A masterpiece of titanium, carbon and stainless steel, and a real treat for the ears.

C 600 SPORT SPECIAL EDITION:

EXTRAS THAT MAKE THE BEST EVEN BETTER.



REDISCOVER THE FEELING – OF FREEDOM.

Built for the city but at home anywhere – the C 650 GT maxi-scooter is so comfortable you'll always be tempted to take it out for another spin. There's no shortage of handy features on board, either, so the next quick trip out of town will never come soon enough.

To go with its large storage capacity, the scooter comes with an electrically adjustable windshield, LED daytime running light*, parking brake in the

side stand and a central locking system. Not to mention a water-cooled, in-line two-cylinder engine with an output of 60 hp (44 kW) at 7,500 rpm. The 647-cc unit delivers maximum torque of 66 Nm at 6,000 rpm, and is unmatched in its class. Add it all up, and even longer distances become a breeze.

You'll feel like you're sitting in an armchair, and you might even forget that it was designed for cruising through city streets.

To find out more, visit bmw-motorrad.com

THE ULTIMATE IN COMFORT – WITH NO ROOM FOR COMPROMISE.

The design says it all: with more storage capacity, a more relaxed seating position for the rider, and fairing panels that offer greater protection against wind and rain, the C 650 GT is set up perfectly for touring.



Eye-catcher: the parking light sits between both headlights as a vertical strip of three lighting elements. These can also be fitted with the optional LED daytime running light*.

The electrically adjustable windshield can offer any rider perfect protection from wind and rain.



The easy-to-navigate cockpit has a distinctive BMW look, and features a high-quality instrument cluster with round speedometer, warning lights and LC display.



You can't just see the sophisticated design, you can feel it too: even when you've been travelling for a while on the C 650 GT, it feels as though you've only just hopped on.



Central locking as standard for seat, handlebars and storage compartment, as well as adjustable wind deflectors in the fairing panels for effective ventilation behind the fairing panel screen.

The footrests on the C 650 GT are also given a high-quality finish with stainless steel inserts.

*Optional.

C 650 GT SPECIAL EDITION: GET AROUND IN STYLE.

The C 650 GT Special Edition. A truly elegant way to make your mark in the city. And with the Highline package and many other features, it elevates comfort to a whole new level.



The Highline package: for high-fliers with an eye for accessories, like heated grips, tire-pressure monitor, seat heating and a daytime running light.



Good for your posture, ideal for touring: the backrest pad with a support function provides a secure yet comfortable seating position for the rider.



The modern special paint job is bound to turn heads, and you'll fall in love with the masterful paint finish.



More luggage means longer tours. Thanks to the variety of ways to attach and stow your gear on the luggage grid and in the top box, you can explore new opportunities and destinations.





THE NEXT STEP IN E-MOBILITY – RIDE THE REVOLUTION.

The first-ever fully electric maxi-scooter from BMW, the C evolution is set to spark a revolution in urban riding. It combines economical fuel consumption with everyday practicality and sleek design, and is as fun to handle as it is kind on the environment.

Its cutting-edge drivetrain offers maximum performance, reduced noise levels and a range of approximately 100 km – all without a drop of fuel. When completely empty, its high-voltage battery can be recharged with the integrated charging device within four hours, either by plugging it into an outlet at home or at a charging station.

Designed to negotiate heavy city traffic, the C evolution is particularly easy to handle at slow speeds. It also easily accelerates to 50 km/h in under three seconds, making motorway driving and passing manoeuvres a breeze. It wouldn't be a next-generation model without cutting-edge technologies: the C evolution comes with four riding modes, which affect recuperation in different ways. Riders can switch between the various modes using the button on the right handlebar grip. SAIL mode allows for smooth coasting with minimal deceleration. And in ECO PRO mode, the range of the C evolution increases by 10 to 20 per cent.

Its electric engine delivers a maximum output of 48 hp (35 kW) and a nominal output of 15 hp (11 kW), as well as torque of up to 72 Nm. What's more, with Torque Control Assist, a world first in motorcycles, riders have optimal control over engine torque.

For a scooter that meets the needs of tomorrow, today, look no further than the C evolution. Find out more at bmw-motorrad.com



A futuristic TFT display with innovative display, showing recuperation, battery power and energy use and more.



Storage: in addition to a large helmet, such as the System 6 EVO helmet, you can also stow small pieces of luggage.



A high-voltage battery that's fully charged in 4 hours at 220 V/12A. That's enough for about 100 km in an urban environment. To increase the range, use ECO PRO mode.



Sleek, elegant design. With a tinted windshield and daytime running light.



The C evolution comes with ABS, TCA, riding modes and reversing assistance as standard. It also utilizes energy regeneration, which means that the battery recharges during braking and coasting.

POSITIVELY ELECTRIC –
IN MORE WAYS THAN ONE.

The C evolution is as fun to ride as it is kind on the environment, so it's no surprise that it sparks interest everywhere it goes.

**SPORTS WINDSHIELD C 600 SPORT**

Smaller windshield with scratch-resistant coating. Tinted version also available.

**TINTED WINDSHIELD C 600 SPORT**

With scratch-resistant coating.

**HIGH WINDSHIELD C EVOLUTION****C 600 SPORT SEAT**

Heated seat with blue-and-white seams.

**EXCLUSIVE SEAT
(C 650 GT, not shown)**

Heated seat with quartz grey seams.

**LED BLINKER* C 600 SPORT**

Longer bulb life, reduced electricity consumption and improved visibility

* as standard on the C 650 GT and C evolution

**TOP BOX**

Large-capacity, waterproof top box (35 litres), including lid trims in the colour of the scooter. Backrest pad also available. For C 600 Sport, C 650 GT and C evolution.

**INNER BAG FOR TOP BOX
(not shown)**

Features a sturdy design, waterproof main compartment, an exterior pocket and a detachable shoulder strap. For C 600 Sport, C 650 GT and C evolution.

**HEATED GRIPS**

Three settings (1, 2 and Auto based on outside temperature*) For C 600 Sport, C 650 GT and C evolution.

**SEAT HEATING
(not shown)**

Three settings (1, 2 and Auto based on outside temperature); two settings for pillion passenger (on the seat). For C 600 Sport and C 650 GT.


* For C 600 Sport and C 650 GT.

**HIGHLINE
OPTIONAL
EQUIPMENT**
(C 600 SPORT / C 650 GT)**“HIGHLINE” EDITION –
FOR EVEN MORE
COMFORT AND SAFETY.**

Heated grips, heated seat,
Tyre Pressure Control, daytime
running light, LED indicators

**WIND DEFLECTOR**


Effective wind protection for the rider's hands. For C 600 Sport and C 650 GT.

**SCOOTER LEG COVER**

Waterproof protective cover to protect against wind, rain and dirt. Pocket at the top and on either side. For C 600 Sport and C 650 GT.

**RAIN COVER FOR SEAT**

Waterproof protective cover, secured under the seat with a rubber band. For C 600 Sport and C 650 GT.

**SCOOTER LOCK**

Lock linking handlebars and swinging arm to prevent vehicle theft. The lock can also be used to attach the vehicle directly to a fixed object. For C 600 Sport and C 650 GT.

**CENTRAL TUNNEL BAG**

Fits the maxi-scooter perfectly, and offers a 12-litre capacity, waterproof main compartment, a detachable shoulder strap and a top pocket for small items. Can be attached and removed easily. For C 600 Sport and C 650 GT.

**LUGGAGE GRID**

Luggage grid to attach the top box, or a luggage roll. For C 600 Sport, C 650 GT and C evolution.

**CHROME PARTS**

Chrome-plated footrest inserts, pillion passenger foot pegs (C 600 Sport only) and handlebar weights Can be ordered separately or combined as desired. For C 600 Sport and C 650 GT.

**HOLDER FOR BMW MOTORRAD
NAVIGATOR IV AND V**

For C 600 Sport, C 650 GT and C evolution.

OTHER HIGHLIGHTS**BMW USB CHARGER**

For use with devices with a USB port, such as mobile phones or MP3 players. For C 600 Sport and C 650 GT.

COVER

Snug, waterproof protective cover with BMW Motorrad lettering. For C 600 Sport, C 650 GT and C evolution.

ANTI-THEFT ALARM SYSTEM (DWA)

The audible alarm and visible flashing lights offer enhanced anti-theft protection. For C 600 Sport, C 650 GT and C evolution.

ASPHERICAL MIRROR

Größere Sichtfläche durch gebogene Spiegelfläche, eliminiert fast vollständig den toten Winkel. Für C 650 GT und C evolution.

CRASH PADS

Protection for the fairing panels against damage upon impact. For C 600 Sport and C 650 GT.

MODE 3 CHARGING CABLE:

For faster charging at public charging stations. For C evolution.

A SCOOTER THAT – SUITS YOU.

**BOULDER JACKET**

Whether in the city or the country, and in summer, autumn or spring, whenever you need a light, sporty jacket, look no further than the Boulder. If the weather should take a turn for the worse, the breathable, removable insert also provides effective protection against wind and rain. Made of abrasion-resistant polyamide/cotton mix with waterproof wax finish. With removable NPL protectors. Adjustable at collar, sleeves and waist. Colour: Anthracite.

**FIVEPOCKET DENIM TROUSERS**


Laid-back styling and reliable protection: the cool and comfortable FivePocket jean-style trousers made of cotton, Cordura and elastane. Abrasion-resistant material with lightweight, removable protectors at the knees and hips. Fitted cut with additional length for cuffing.

**NEONSHELL JACKET**

See and be seen – this contemporary motorcycling jacket combines excellent visibility with laid-back urban styling. New removable NPL protectors and a modern mix of materials increase safety in city traffic. Made of abrasion-resistant, waterproof Cordura/cotton mix. With a removable thermal insert featuring the BMW Climate Membrane. The bright neon yellow colour on the sleeves, front and back enhances passive safety. Colour: Dark Grey/Neon Yellow.

URBAN BOOT

Sturdy, short-shaft boot with urban styling. Made entirely of hydrophobic cowhide leather. Heel and toe reinforced. Stretch material around the ankle for increased comfort. Functional lining, quick-drying and breathable. Tough rubber tread, impact-absorbing insole. Colour: Black.

**AIRFLOW 2 HELMET**

The AirFlow 2 helmet, as its name suggests, is all about aerodynamics and optimal ventilation. Special glass fibres offering reinforcement and expanded polystyrene inserts of varying thicknesses provide maximum protection. The sleek, urban design leaves nothing to be desired. Some of the helmet colours, including the “Trace” colour scheme shown here, were designed specifically for the BMW maxi-scooters.



URBAN GLOVE Short gloves made of soft goatskin leather for warm-weather riding. Palm unlined for a firmer grip. Suede index finger tip.

EXPRESS – YOURSELF.

These scooters provide an unparalleled feeling of freedom and independence. And BMW Motorrad's rider equipment does the same. These functional jackets, helmets and boots combine perfectly with

the scooters, and are as detailed and well-designed as the maxi-scooters themselves. For more information on rider equipment and the BMW Style Collection, visit bmw-motorrad.com/showroom

ENGINE

Type	Water-cooled, in-line twin-cylinder four-stroke engine, four valves per cylinder, double overhead camshaft, dry sump lubrication
Bore x stroke	79 x 66 mm
Capacity	647 cc
Max. output	44 kW at 7,500 rpm
Max. torque	66 Nm at 6,000 rpm
Compression ratio	11.6:1
Fuel/engine management	Electronic injection
Emission control	Regulated three-way catalytic converter, compliant with EU4 emission standard

PERFORMANCE/FUEL CONSUMPTION

Max. speed	175 km/h
Fuel consumption per 100 km at a constant 90 km/h	4.4 litres
Fuel consumption per 100 km at a constant 120 km/h	5.6 litres
Fuel type	unleaded 95 octane (RON)

ELECTRICS

Alternator	588-W three-phase generator
Battery	12 V/12 Ah, maintenance-free

TRANSMISSION

Clutch	Radial centrifugal dry clutch
Gears	Stepless CVT belt transmission
Final drive	Wet chain

SUSPENSION/BRAKES

Frame	Steel tube construction with die-cast aluminium unit
Front suspension	Upside-down fork, stanchion diameter 40 mm
Suspension, rear	Single-sided swing-arm
Travel, front/rear	115 mm/115 mm
Wheelbase	1,591 mm
Castor	92 mm
Steering head angle	64.6°
Wheels	Five-spoke cast aluminium wheels
Rim dimensions, front	3.50 x 15"
Rim dimensions, rear	4.50 x 15"
Tyre, front	120/70 ZR 15
Tyre, rear	160/60 ZR 15
Brake, front	Double disc brakes, diameter 270 mm, double-piston floating calipers
Brake, rear	Single disc brake, diameter 270 mm, double-piston floating caliper
ABS	Series: BMW Motorrad ABS

DIMENSIONS/WEIGHT

Seat height, unladen	800 mm
Rider step length, unladen	1,830 mm
Unladen weight, fully fuelled/road-ready ¹⁾	249 kg
Max. permitted weight	445 kg
Max. load (with standard equipment)	196 kg
Usable tank capacity	16.0 litres
Of which reserve	4.0 litres
Length	2,155 mm
Height	1,378 mm
Width (including mirrors)	790 (877) mm

¹⁾As defined in EU directive 93/93/EEC, filled with all operating fluids, fuelled to at least 90% of usable tank capacity.

C 600 SPORT

TECHNICAL DATA



ENGINE

Type	Water-cooled, in-line twin-cylinder four-stroke engine, four valves per cylinder, double overhead camshaft, dry sump lubrication
Bore x stroke	79 x 66 mm
Capacity	647 cc
Max. output	44 kW at 7,500 rpm
Max. torque	66 Nm at 6,000 rpm
Compression ratio	11.6:1
Fuel/engine management	Electronic injection
Emission control	Regulated three-way catalytic converter, compliant with EU4 emission standard

PERFORMANCE/FUEL CONSUMPTION

Max. speed	175 km/h
Fuel consumption per 100 km at a constant 90 km/h	4.4 litres
Fuel consumption per 100 km at a constant 120 km/h	5.6 litres
Fuel type	unleaded 95 octane (RON)

ELECTRICS

Alternator	588-W three-phase generator
Battery	12 V/12 Ah, maintenance-free

TRANSMISSION

Clutch	Radial centrifugal dry clutch
Gears	Stepless CVT belt transmission
Final drive	Wet chain

COLOURS/TECHNICAL DATA

SUSPENSION/BRAKES

Frame	Steel tube construction with die-cast aluminium unit
Front suspension	Upside-down fork, stanchion diameter 40 mm
Suspension, rear	Single-sided swing-arm
Travel, front/rear	115 mm/115 mm
Wheelbase	1,591 mm
Castor	92 mm
Steering head angle	64.6°
Wheels	Five-spoke cast aluminium wheels
Rim dimensions, front	3.50 x 15"
Rim dimensions, rear	4.50 x 15"
Tyre, front	120/70 ZR 15
Tyre, rear	160/60 ZR 15
Brake, front	Double disc brakes, diameter 270 mm, double-piston floating calipers
Brake, rear	Single disc brake, diameter 270 mm, double-piston floating caliper
ABS	Series: BMW Motorrad ABS

DIMENSIONS/WEIGHT

Seat height, unladen	805 mm
Rider step length, unladen	1,910 mm
Unladen weight, fully fuelled/road-ready ¹⁾	261 kg
Max. permitted weight	445 kg
Max. load (with standard equipment)	184 kg
Usable tank capacity	16.0 litres
Of which reserve	4.0 litres
Length	2,218 mm
Height	1,411 mm
Width (including mirrors)	822 (916) mm

¹⁾As defined in EU directive 93/93/EEC, filled with all operating fluids, fuelled to at least 90% of usable tank capacity.

C 650 GT

TECHNICAL DATA



ENGINE

Type	Drivetrain swing arm with liquid-cooled alternator; permanently excited synchronous motor with surface magnets, internal rotor, max. revs 9,200 rpm
Nominal output	15 hp (11 kW) (approved for road use according to ECE R85, A1 driving licence class)
Max. output	48 hp (35 kW) at 4,650 rpm
Max. torque	72 Nm from 0 rpm to 4,500 rpm

PERFORMANCE/FUEL CONSUMPTION

Max. speed	120 km/h (electronically locked)
Acceleration 0–50 km/h	Approx. 2.7 sec.
Acceleration 0–100 km/h	Approx. 6.2 sec.
Range	Approx. 100 km in everyday operation (Road mode)
Recuperation	Automatic recuperation when coasting and when braking, simulated drag torque ("engine brake"), approx. 10–20% increase in range possible

ELECTRICS

Drive battery	Air-cooled, lithium-ion high-voltage battery with auxiliary fan
Battery capacity (gross)	8 kWh (3 modules, 12 cells each at 60 Ah)
Battery voltage	133 V (nominal)
Charging capacity	3 kW, integrated charging device
Charging technology	Type 1 charging receptacle; charging cable with country-specific mains plug
Charging time at 220 V/12 Ah charging current (standard)	approx. 4 hours for 100%, 80% in 2 hours 45 mins
Charging time at 220 V/16 Ah charging current (Mode3 charging cable)	approx. 3 hours for 100%, 80% in 2 hours 15 mins
Secondary battery	12 V/8 Ah, maintenance-free
Alternator	DC/DC converter integrated into the charging device, 475 W (max. output)

TRANSMISSION

Final drive	Drivetrain swing arm with toothed belt and ring gear transmission on rear axle
-------------	--

SUSPENSION/BRAKES

Frame	Hybrid chassis with load-bearing, cast-aluminium battery housing, bolted-on steering head bearings and tubular steel rear frame
Front suspension/spring elements	Upside-down fork, stanchion diameter 40 mm
Front suspension/spring elements	Single-sided swing-arm with directly hinged spring strut; Suspension height manually adjustable to 7 settings
Travel, front/rear	120 mm/115 mm
Wheelbase	1,594 mm
Castor	95 mm
Steering head angle	65.9 °
Wheels	Cast aluminium
Rim dimensions, front	3.50 x 15"
Rim dimensions, rear	4.50 x 15"
Tyre, front	120/70 R 15
Tyre, rear	160/60 R 15
Brake, front	Double disc brakes, diameter 270 mm, double-piston floating calipers
Brake, rear	Single disc brake, diameter 270 mm, double-piston floating caliper
ABS	Series: BMW Motorrad ABS

DIMENSIONS/WEIGHT

Seat height, unladen	780 mm
Rider step length, unladen	1,795 mm
Unladen weight, road-ready ¹⁾	265 kg
Max. permitted weight	445 kg
Max. load (with standard equipment)	180 kg
Length	2,190 mm
Height	1,301 mm
Width (including mirrors)	947 mm

C EVOLUTION
TECHNICAL DATA



Light White/Electric Green

¹⁾As defined in EU directive 93/93/EEC, filled with all operating fluids



BMW Motorrad

bmw-motorrad.com



The Ultimate
Riding Machine

bmw-motorrad.com

Please note that the C evolution is not available in all countries.

Subject to change in design and equipment. Subject to error. © BMW Motorrad, UX-VB-1, Munich, Germany. Not to be reproduced, wholly or in part, without the written permission of BMW AG, Munich. Printed on 100% chlorine-free bleached paper. Printed in Germany 02/2014.

4 11 002 215 **20** 2 2014